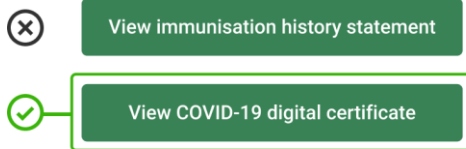


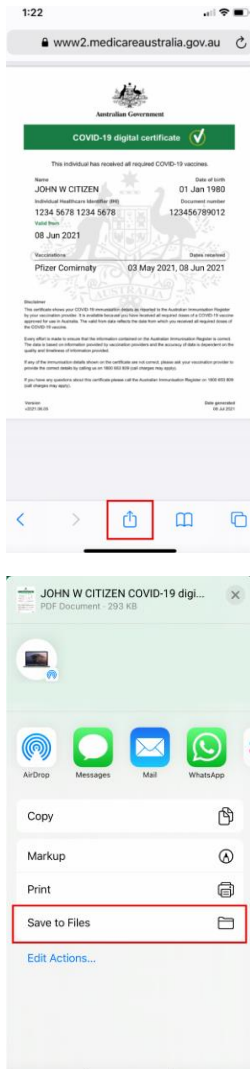
## How to find your COVID-19 Digital Certificate

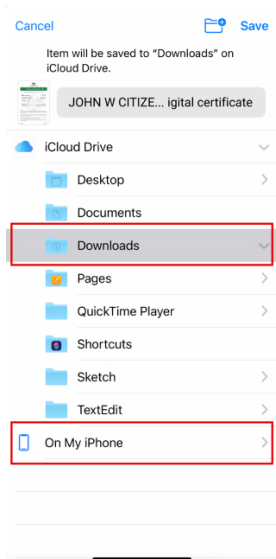
### myGov (web browser)

1. Login to your MyGov account and access Medicare online. If you don't have Medicare, link and access the Individual Healthcare Identifiers service.
2. Go to your Immunisation history and tap 'COVID-19 Digital Certificate (not your Immunisation History statement)

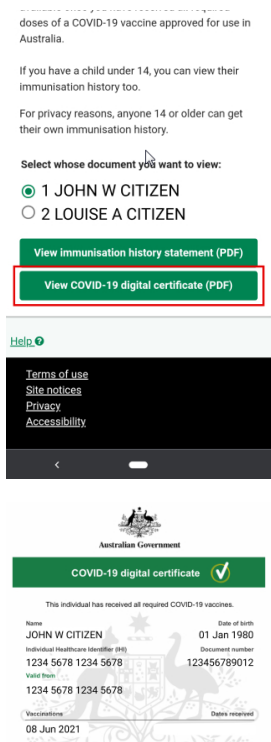


3. For iOS devices: download the certificate to your phone and save to Files/Drive.



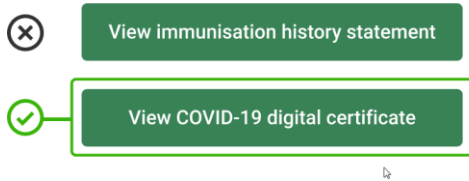


For Android devices: your certificate is automatically saved in your phone's Files app.



### Medicare Express Plus App (for iOS devices)

- 1 Install/Open the Medicare app.
- 2 Go to your Immunisation history and tap 'COVID-19 Digital Certificate (not your Immunisation History statement)



3 Tap the top right share icon to download the certificate to your phone (e.g. Save to Files).



Users of Android devices must go to the myGov website to download your COVID-19 certificate. We are aware that members uploading this certificate from cloud storage (e.g. Google Drive) have faced issues when trying to claim their Vaccination Reward.